


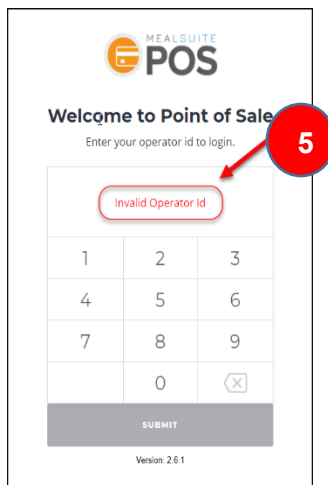
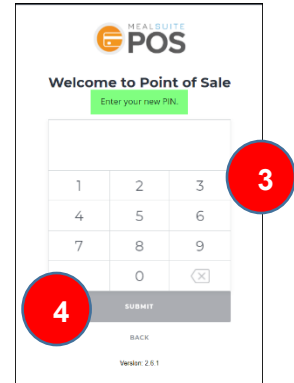
# POS Dining Room Log in Quick Reference

## Selection Criteria

1. Enter the **operator id** by pressing the appropriate numbers.
2. Touch **Submit**



3. If you are prompted to enter your new PIN or enter your pin, press the appropriate numbers.
4. Touch **Submit**



5. Note, if you enter your Operator ID or Pin incorrectly you are prompted that your entry is **invalid**. Touch to enter the correct Operator ID or Pin.

6. The Touch Dining Room screen loads displaying the floor plan.

