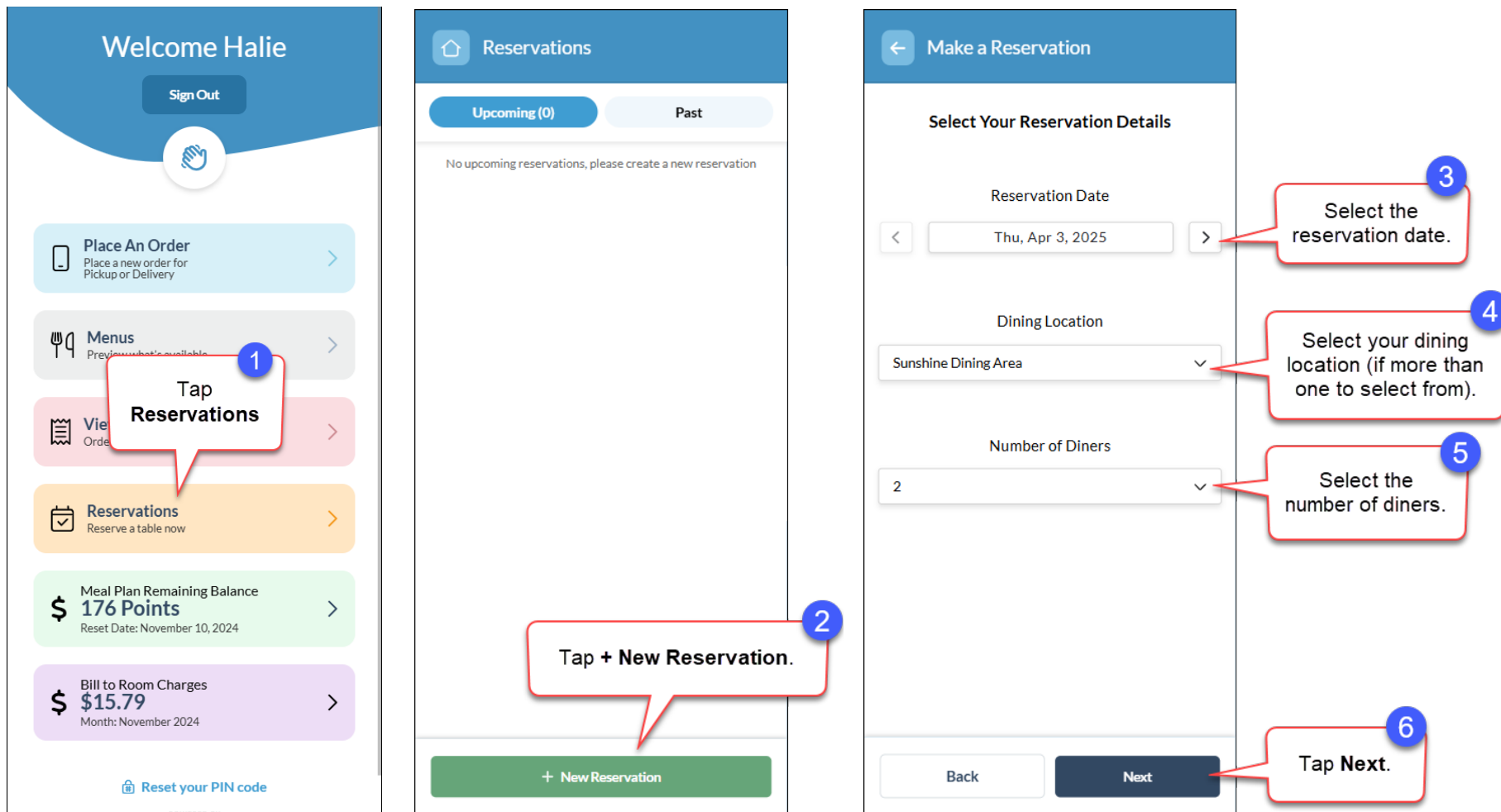


Making a Reservation with the Portal App



Welcome Halie

Sign Out

1 Tap **Reservations**

Place An Order
Place a new order for Pickup or Delivery

Menus
Preview what's available

View Order

Reservations
Reserve a table now

Meal Plan Remaining Balance
\$ **176 Points**
Reset Date: November 10, 2024

Bill to Room Charges
\$ **\$15.79**
Month: November 2024

Reset your PIN code

Reservations

Upcoming (0) Past

No upcoming reservations, please create a new reservation

2 Tap **+ New Reservation.**

Make a Reservation

Select Your Reservation Details

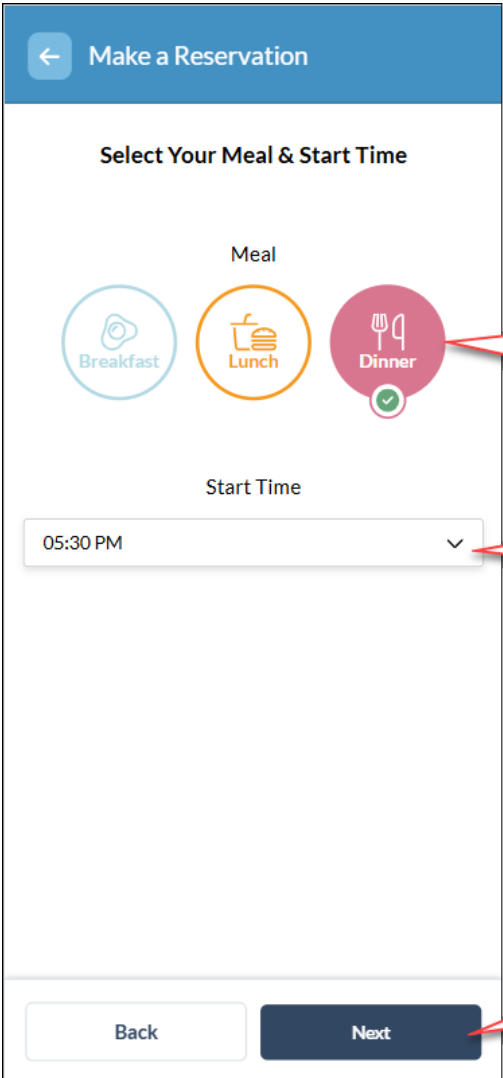
Reservation Date
< Thu, Apr 3, 2025 > 3 Select the reservation date.

Dining Location
Sunshine Dining Area ▾ 4 Select your dining location (if more than one to select from).

Number of Diners
2 ▾ 5 Select the number of diners.

Back Next 6 Tap **Next.**

Making a Reservation with the Portal App



Make a Reservation

Select Your Meal & Start Time

Meal

Breakfast Lunch **Dinner**

Start Time

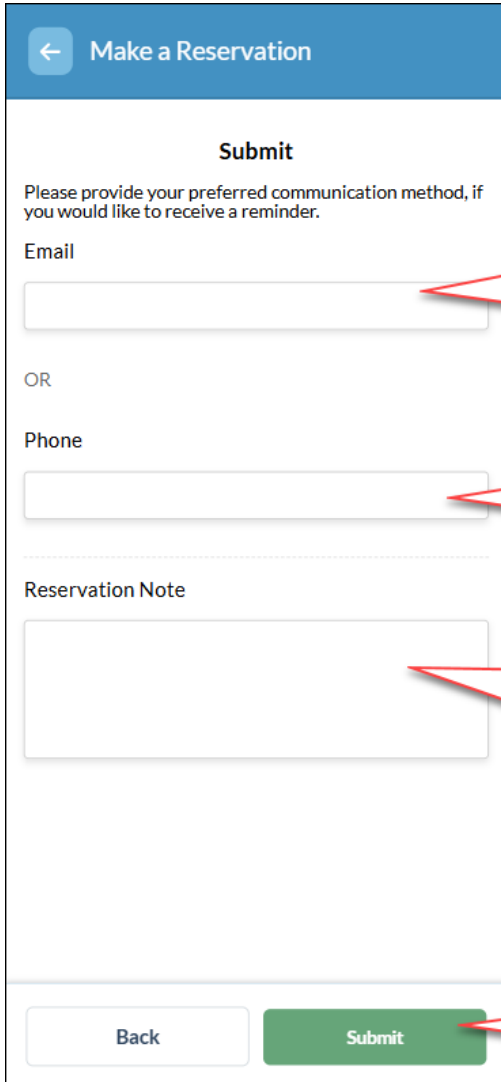
05:30 PM

7 Select your meal: **Breakfast, Lunch or Dinner.**

8 Pick your reservation time.

9 Tap **Next**.

Back Next



Make a Reservation

Submit

Please provide your preferred communication method, if you would like to receive a reminder.

Email

OR

Phone

Reservation Note

10 If you want to receive a reminder for your reservation, enter your email address...

...or your phone number

11 You have option of entering any special notes (e.g., anniversary or birthday).

12 Tap **Submit**.

Back Submit