POS – Meal Plan Coverage

July 15, 2025

When a meal plan is used by a diner, the coverage is as follows:

- The meal plan balance is displayed below the diner's name.
- Items in categories that are covered by the meal plan display a star (★).
- Items in categories that are not covered by the meal plan display an info icon (ⓘ).
- By tapping or hovering over a star icon (below), the amount covered by the plan is displayed. Note that items covered by a meal plan include the tax.

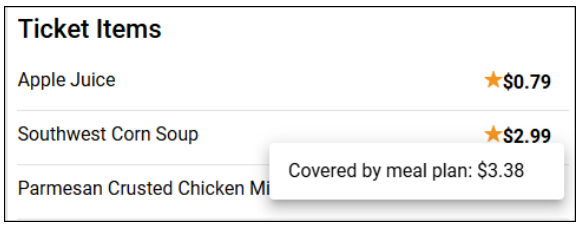

- By tapping or hovering over an info icon (below), a note appears to explain that the item's category is not valid for the meal plan.

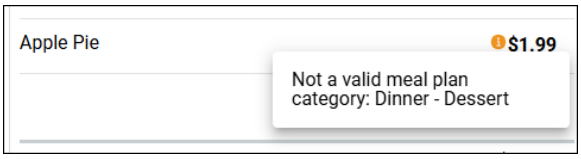

- If the meal plan has reached its allowance (right), then the first item that takes the remaining balance appears with an info icon and star icon (ⓘ★).

  Tapping the info icon displays the item amount (with tax), the remaining meal plan balance, and the amount to be charged.

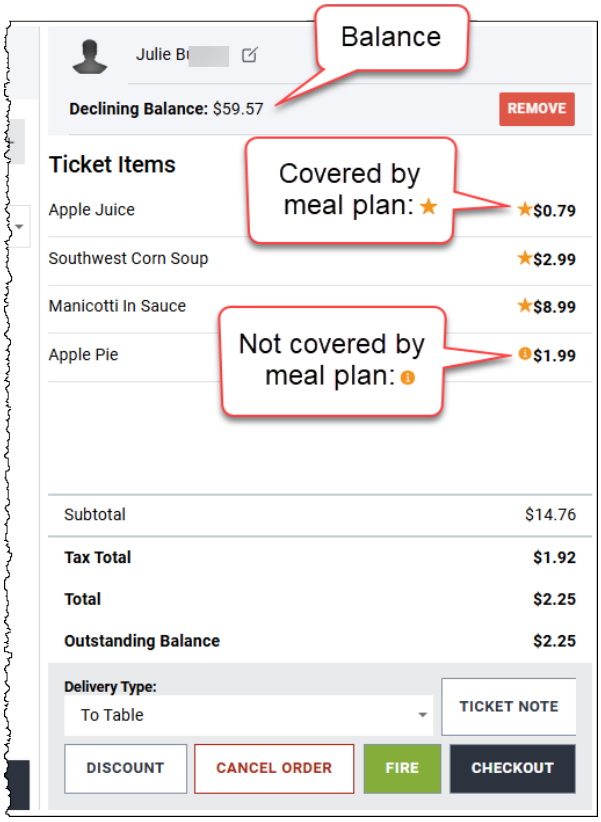

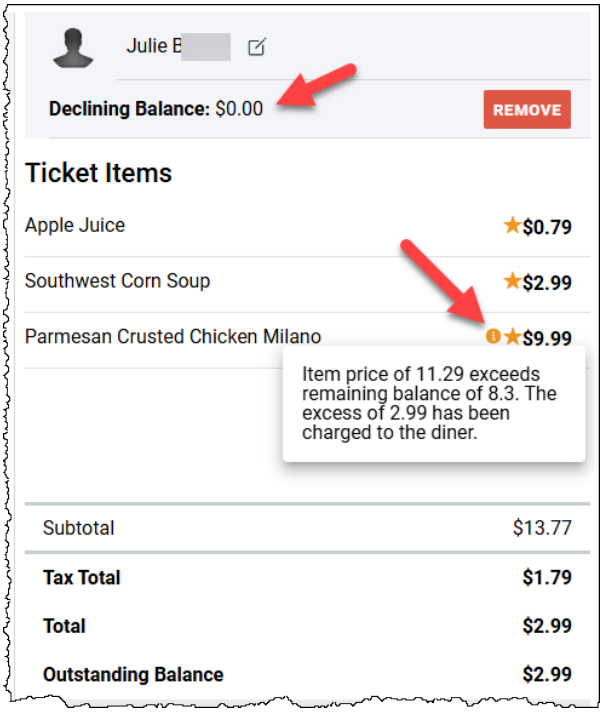

The content in this document is the property of MealSuite and is intended for use to the addressed recipient(s) only. Distribution or disclosure of the content to other parties may violate copyrights, constitute trademark infringements and violate confidentiality.